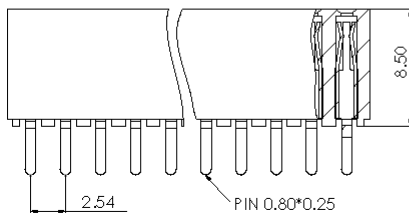
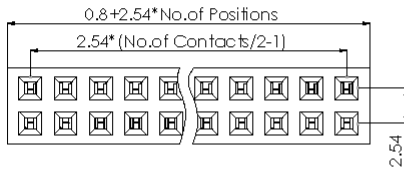
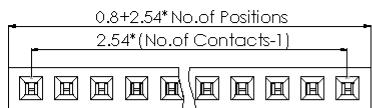



Female Header 2.54 mm

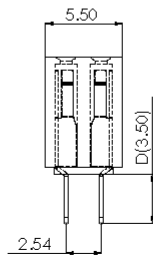
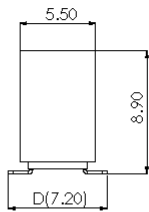
180° & SMT Series

SPECIFICATIONS

Current Rating: 3 A
 Insulator Resistance: 5000 MOhm min.
 Contact Resistance: 20 mOhm max.
 Dielectric Withstanding: AC 1000 V
 Operating Temperature: -40°C ~ +105°C
 Soldering Temperature: 260°C for 3~5 sec. max
 Contact Material: Phosphor Bronze
 Insulator Material: Polyester, UL 94V-0
 Standard: P.B.T.
 Finish: Tin, Gold or Duplex Plated
 Standard: Gold Flash all over
 Note: Duplex Plating: Gold Plated on contact area, Tin on solder area

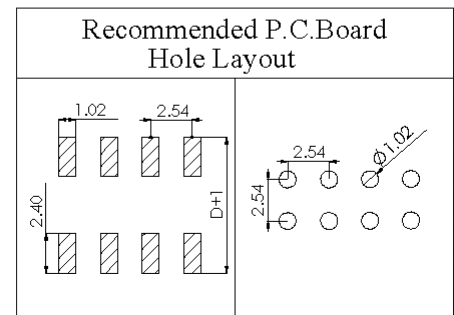
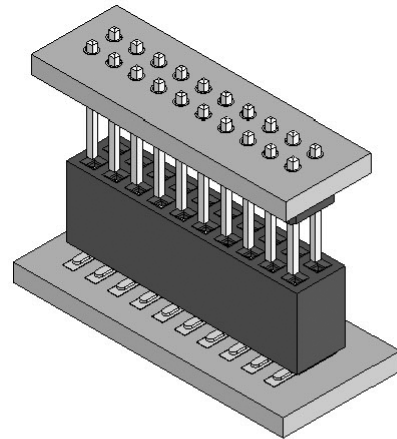


[F291]



[F291]

[F191]



How to order

Unit: mm

Series	Connector Type	Contact Plating	Material	Pin Length mm	Number of Contacts
FXXX	X	X	X	DXXX	XX
F191:F/H 2.54 H:8.50 Single Row F291:F/H 2.54 H:8.50 Dual Row	S: Straight Type M: SMT Type	G: Gold Flash T: Tin Plated A: 10U"Gold B: 15U"Gold C: 20U"Gold ⊙ Duplex Plating D: Gold Flash/Tin (Standard: G)	P: PBT N: Nylon-6T (Standard: P)	S-D D035 M-D D072	F191: (02 TO 40 Contacts) F291: (04 TO 80 Contacts)